

Signify Classified - Internal
Cooper Lighting Solutions Photometric Lab
1121 Highway 74 South
Peachtree City, GA 30269



Scaled data based on original data using
LM-79-08 Approved Method: Electrical and Photometric Measurements of Solid-
State Lighting Products

Test Report Prepared for
Cooper Lighting Solutions
(formerly Eaton)

Brand: McGRAW-EDISON

Report Number: P316744

Luminaire Tested: **GLEON-SA0D-727-U-5NQ**

Issue Date: 3/3/2020

Test Information

Test Method: LM-79-08
Report Number: P316744
TEST IS SCALED FROM IESNA LM-79-08 TEST DATA (G2-1903-205-5)
Test Lab: INNOVATION CENTER
Issue Date: 3/3/2020
Manufacturer: COOPER LIGHTING SOLUTIONS (FORMERLY EATON)
Product Line: McGRAW-EDISON
Catalog Number: GLEON-SA0D-727-U-5NQ
Description: GALLEON AREA AND ROADWAY LUMINAIRE
(10) 70 CRI, 2700K, 1200mA LIGHTSQUARES WITH 16 LEDS EACH AND TYPE V
NARROW OPTICS
Light Source: -
Ballast/Driver: ELECTRONIC DRIVER

Summary

Lumens per Lamp: N/A
Luminaire Lumens: 66250 lumens
Efficiency: N/A
Efficacy: 103.5 lumens/watt
Luminous Opening: Rectangular (W 2.5' x L: 1' x H: 0')
IES Classification: Type V - Short
BUG Rating: B5 - U0 - G4

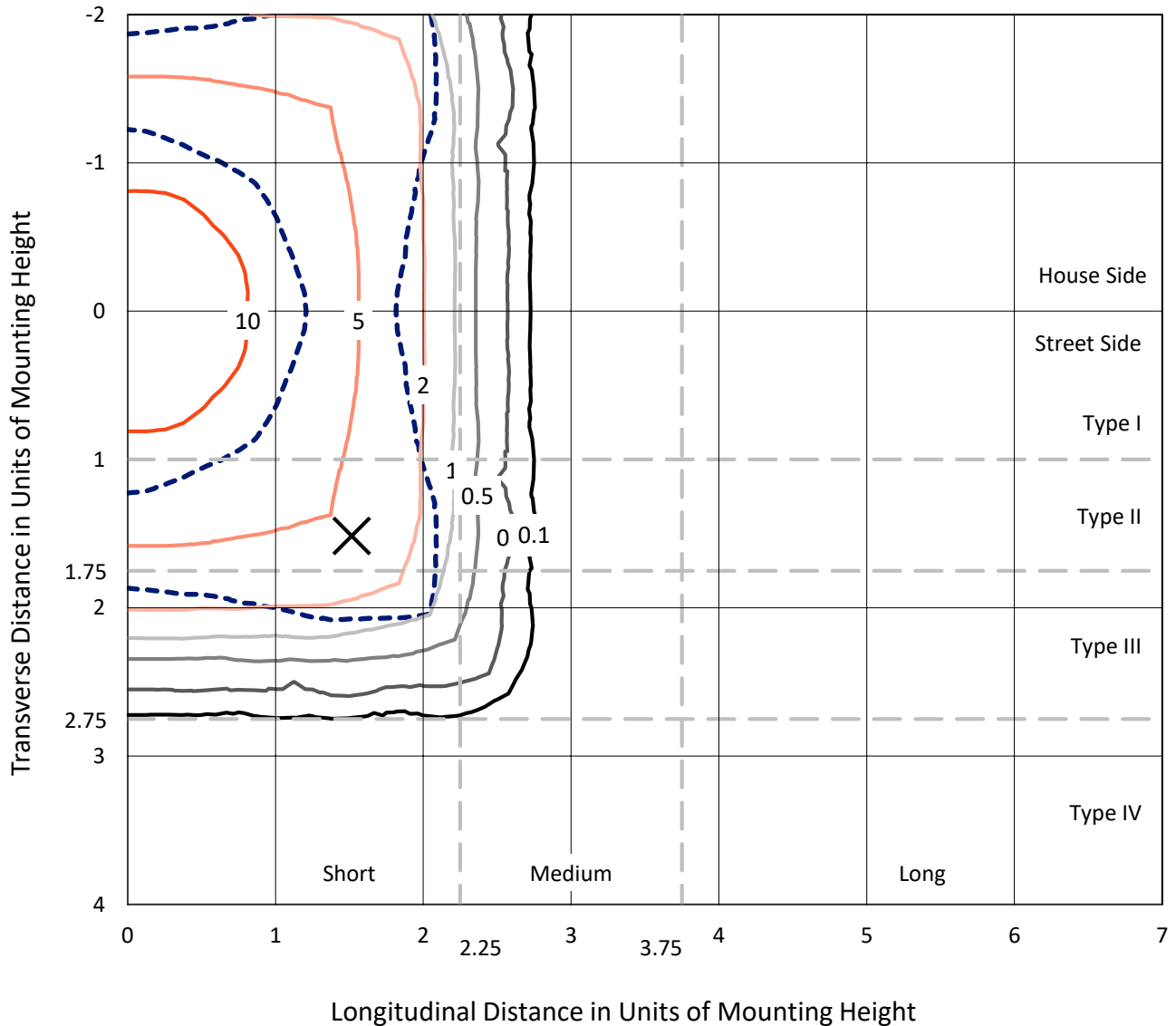
Input Watts (W): 640
Input Voltage (V): NR
Input Current (Ain): NR
Voltage Rise (V): NR
Power Factor: NR
Total Harmonic Distortion (THDi): NR
Frequency (hertz): 60
Stabilization Time: NR
Operation Time: NR
Ambient Temperature (°C): NR
Test Distance: 24 FT



REPORT NUMBER: P316744
 CATALOG NUMBER: GLEON-SA0D-727-U-5NQ

Iso-Footcandle Lines of Horizontal Illumination

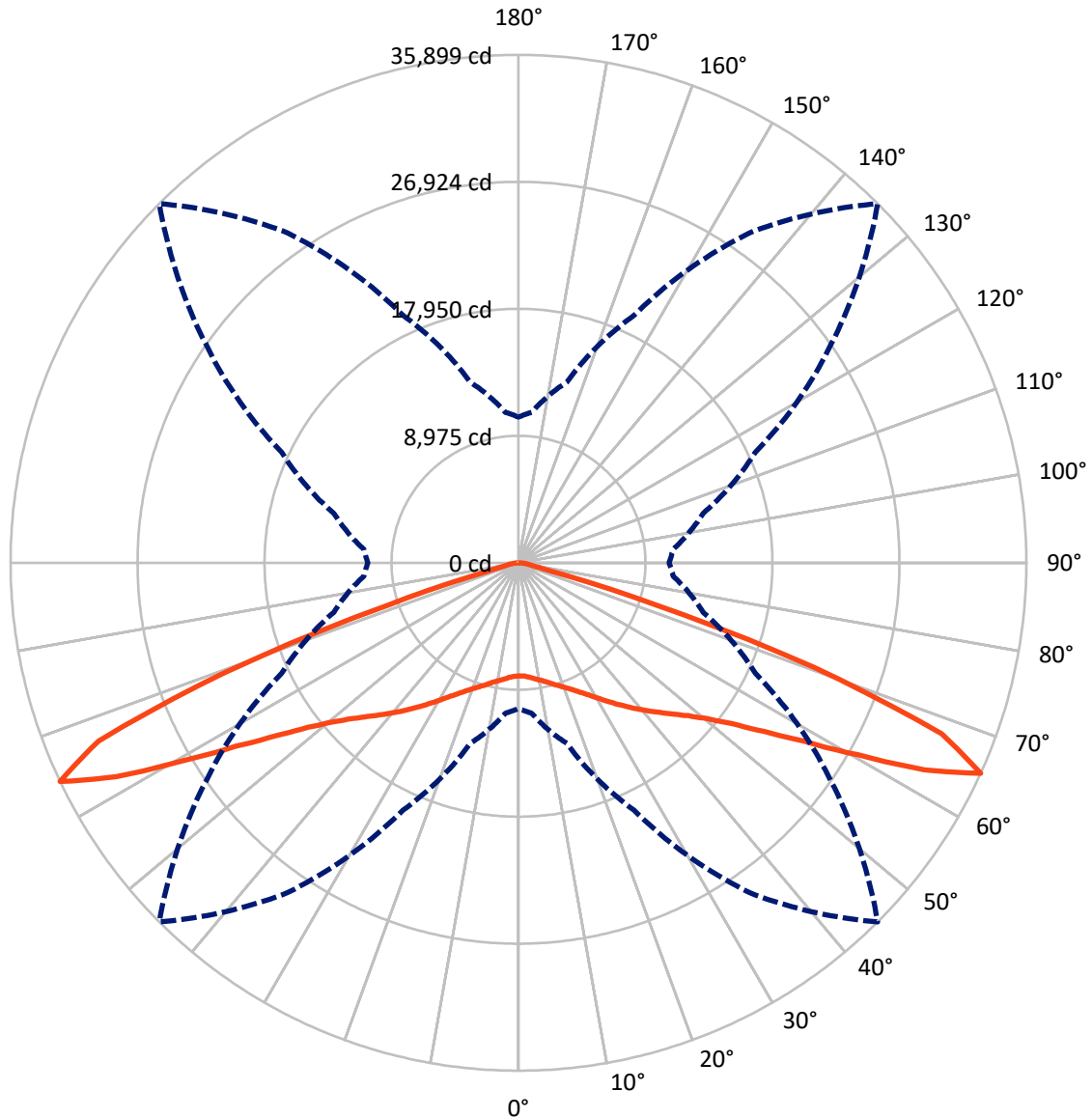
✕ Max cd
 - - - 1/2 Max cd



Based on 25 foot mounting height. Maximum calculated value = 12.9 fc
 Type V - Short - N/A

REPORT NUMBER: P316744
CATALOG NUMBER: GLEON-SA0D-727-U-5NQ

Luminous Intensity Polar Plot



— Vertical Plane Through 45-Deg Lateral - - - Horizontal Cone Through 65-Deg Vertical

REPORT NUMBER: P316744
 CATALOG NUMBER: GLEON-SA0D-727-U-5NQ

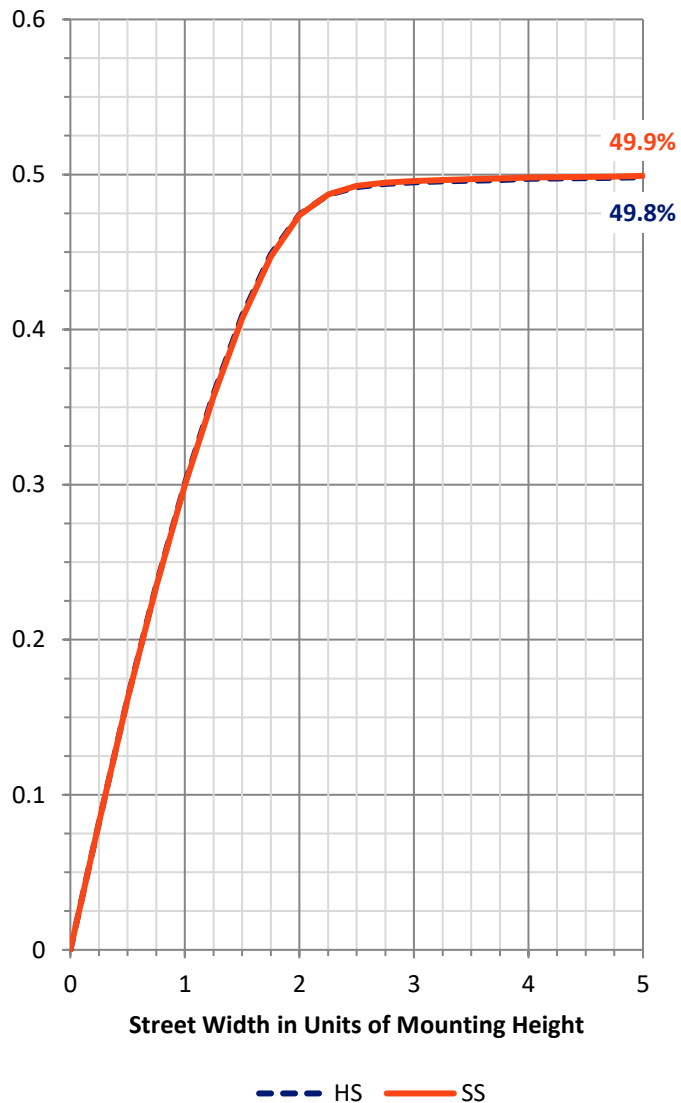
FLUX DISTRIBUTION:

| | | Downward | Upward | Total |
|--------------------|-----------|----------|--------|---------|
| House Side | Lumens | 33125.0 | 0.0 | 33125.0 |
| | % Fixture | 50.0 | 0.0 | 50.0 |
| Street Side | Lumens | 33125.0 | 0.0 | 33125.0 |
| | % Fixture | 50.0 | 0.0 | 50.0 |
| Total | Lumens | 66250.0 | 0.0 | 66250.0 |
| | % Fixture | 100.0 | 0.0 | 100.0 |

ZONAL LUMENS:

| Zone | Lumens | % Fixture |
|-----------|---------|-----------|
| 0°-10° | 784.9 | 1.2 |
| 10°-20° | 2523.1 | 3.8 |
| 20°-30° | 4733.8 | 7.1 |
| 30°-40° | 7828.7 | 11.8 |
| 40°-50° | 12125.6 | 18.3 |
| 50°-60° | 18597.2 | 28.1 |
| 60°-70° | 17353.3 | 26.2 |
| 70°-80° | 2019.7 | 3.0 |
| 80°-90° | 283.8 | 0.4 |
| 90°-100° | 0.0 | 0.0 |
| 100°-110° | 0.0 | 0.0 |
| 110°-120° | 0.0 | 0.0 |
| 120°-130° | 0.0 | 0.0 |
| 130°-140° | 0.0 | 0.0 |
| 140°-150° | 0.0 | 0.0 |
| 150°-160° | 0.0 | 0.0 |
| 160°-170° | 0.0 | 0.0 |
| 170°-180° | 0.0 | 0.0 |
| 0°-90° | 66250.0 | 100.0 |
| 0°-180° | 66250.0 | 100.0 |

Coefficient of Utilization

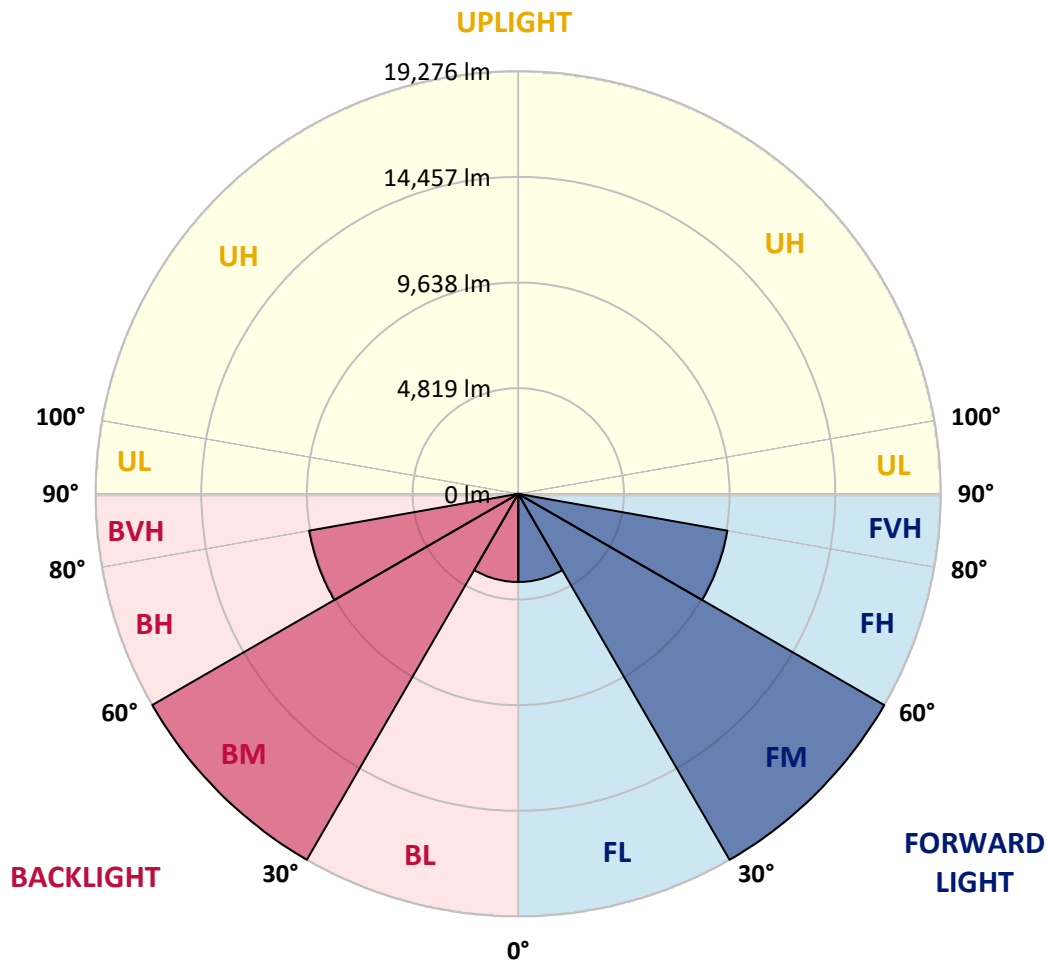


REPORT NUMBER: P316744
 CATALOG NUMBER: GLEON-SA0D-727-U-5NQ

LUMINAIRE CLASSIFICATION SYSTEM LUMEN TABLE AND BUG RATING:

| Zone | Lumens | % Fixture | Zone Rating/Lumen Limit | | |
|----------------|---------|-----------|-------------------------|------|----------|
| | | | B | U | G |
| FL (0°-30°) | 4020.9 | 6.1 | | | |
| FM (30°-60°) | 19275.7 | 29.1 | | | |
| FH (60°-80°) | 9686.5 | 14.6 | | | G4/12000 |
| FVH (80°-90°) | 141.9 | 0.2 | | | G2/225 |
| BL (0°-30°) | 4020.9 | 6.1 | B4/5000 | | |
| BM (30°-60°) | 19275.7 | 29.1 | B5 | | |
| BH (60°-80°) | 9686.5 | 14.6 | B5 | | G4/12000 |
| BVH (80°-90°) | 141.9 | 0.2 | | | G2/225 |
| UL (90°-100°) | 0.0 | 0.0 | | U0/0 | |
| UH (100°-180°) | 0.0 | 0.0 | | U0/0 | |

BUG Rating: B5-U0-G4
 Type V Short





REPORT NUMBER: P316744
 CATALOG NUMBER: GLEON-SA0D-727-U-5NQ

CANDELA DISTRIBUTION (FULL):

| | 0° | 5° | 15° | 25° | 35° | 45° | 55° | 65° | 75° | 85° | 90° |
|-------|---------|---------|---------|---------|---------|---------|---------|---------|---------|---------|---------|
| 0° | 8000.5 | 8000.5 | 8000.5 | 8000.5 | 8000.5 | 8000.5 | 8000.5 | 8000.5 | 8000.5 | 8000.5 | 8000.5 |
| 2.5° | 8026.9 | 8022.5 | 8026.9 | 8029.1 | 8015.9 | 8022.5 | 8020.3 | 8031.3 | 8035.7 | 8031.3 | 8031.3 |
| 5° | 8119.3 | 8112.7 | 8121.5 | 8132.5 | 8114.9 | 8119.3 | 8112.7 | 8125.9 | 8130.3 | 8121.5 | 8128.1 |
| 7.5° | 8246.8 | 8249.0 | 8257.8 | 8277.6 | 8266.6 | 8275.4 | 8262.2 | 8264.4 | 8262.2 | 8249.0 | 8251.2 |
| 10° | 8385.4 | 8387.6 | 8403.0 | 8429.4 | 8433.8 | 8433.8 | 8425.0 | 8418.4 | 8409.6 | 8400.8 | 8403.0 |
| 12.5° | 8552.5 | 8563.5 | 8574.5 | 8607.5 | 8607.5 | 8625.1 | 8620.7 | 8603.1 | 8587.7 | 8574.5 | 8574.5 |
| 15° | 8779.0 | 8776.8 | 8790.0 | 8823.0 | 8838.4 | 8867.0 | 8867.0 | 8842.8 | 8823.0 | 8809.8 | 8805.4 |
| 17.5° | 9016.5 | 9023.1 | 9031.9 | 9071.5 | 9095.7 | 9128.7 | 9133.1 | 9113.3 | 9100.1 | 9082.5 | 9071.5 |
| 20° | 9293.6 | 9304.6 | 9339.8 | 9355.2 | 9377.2 | 9408.0 | 9419.0 | 9414.6 | 9401.4 | 9392.6 | 9394.8 |
| 22.5° | 9616.9 | 9645.5 | 9667.5 | 9689.5 | 9715.9 | 9737.9 | 9748.9 | 9764.2 | 9751.1 | 9744.5 | 9740.1 |
| 25° | 10008.4 | 10028.1 | 10072.1 | 10111.7 | 10129.3 | 10135.9 | 10149.1 | 10171.1 | 10168.9 | 10153.5 | 10153.5 |
| 27.5° | 10452.6 | 10490.0 | 10544.9 | 10602.1 | 10602.1 | 10580.1 | 10624.1 | 10661.5 | 10648.3 | 10628.5 | 10602.1 |
| 30° | 10991.4 | 11026.6 | 11090.3 | 11169.5 | 11129.9 | 11114.5 | 11173.9 | 11242.1 | 11222.3 | 11189.3 | 11184.9 |
| 32.5° | 11572.0 | 11604.9 | 11688.5 | 11774.3 | 11723.7 | 11701.7 | 11765.5 | 11864.4 | 11829.3 | 11763.3 | 11723.7 |
| 35° | 12200.9 | 12233.9 | 12352.7 | 12456.0 | 12370.2 | 12332.9 | 12385.6 | 12493.4 | 12431.8 | 12308.7 | 12277.9 |
| 37.5° | 12884.9 | 12902.4 | 13056.4 | 13161.9 | 13102.6 | 13003.6 | 13069.6 | 13148.7 | 13096.0 | 12946.4 | 12887.0 |
| 40° | 13595.2 | 13659.0 | 13837.1 | 13960.2 | 13856.9 | 13700.7 | 13810.7 | 13920.7 | 13841.5 | 13650.2 | 13549.0 |
| 42.5° | 14424.3 | 14472.6 | 14710.1 | 14820.1 | 14653.0 | 14433.1 | 14582.6 | 14732.1 | 14653.0 | 14468.2 | 14380.3 |
| 45° | 15286.3 | 15361.1 | 15644.8 | 15754.7 | 15512.8 | 15233.5 | 15416.1 | 15677.8 | 15671.2 | 15405.1 | 15312.7 |
| 47.5° | 16225.4 | 16300.1 | 16638.8 | 16784.0 | 16522.3 | 16148.4 | 16405.7 | 16775.2 | 16748.8 | 16456.3 | 16381.5 |
| 50° | 17309.6 | 17388.7 | 17811.0 | 17993.5 | 17749.4 | 17313.9 | 17701.0 | 18026.5 | 17978.1 | 17617.4 | 17624.0 |
| 52.5° | 18670.8 | 18666.4 | 19192.0 | 19508.7 | 19258.0 | 18873.1 | 19229.4 | 19546.1 | 19346.0 | 18846.8 | 18831.4 |
| 55° | 19862.8 | 19935.3 | 20586.3 | 21186.7 | 21171.3 | 21023.9 | 21166.9 | 21180.1 | 20608.3 | 19944.1 | 19862.8 |
| 57.5° | 20645.7 | 20784.2 | 21701.3 | 22787.6 | 23601.3 | 23797.1 | 23520.0 | 22679.9 | 21340.6 | 20278.4 | 20148.7 |
| 60° | 20164.1 | 20375.2 | 21815.6 | 24030.2 | 26427.2 | 27577.4 | 26013.8 | 23407.8 | 20771.0 | 19291.0 | 19115.1 |
| 62.5° | 16913.7 | 17270.0 | 19379.0 | 23429.8 | 28859.5 | 32222.0 | 27821.5 | 22240.1 | 18505.9 | 16467.3 | 16166.0 |
| 65° | 10300.8 | 10676.9 | 13219.1 | 19284.4 | 28465.9 | 35899.0 | 26996.8 | 18459.7 | 13507.2 | 10971.6 | 10646.1 |
| 67.5° | 3432.9 | 3542.8 | 5040.5 | 10659.3 | 22372.0 | 32255.0 | 22409.4 | 11050.8 | 5878.3 | 3896.9 | 3782.5 |
| 70° | 1343.7 | 1354.7 | 1598.8 | 3089.8 | 10564.7 | 22154.3 | 11657.7 | 3144.8 | 1671.4 | 1321.7 | 1350.3 |
| 72.5° | 987.4 | 991.8 | 1060.0 | 1290.9 | 2753.3 | 9759.9 | 2852.3 | 1297.5 | 1031.4 | 925.8 | 925.8 |
| 75° | 793.9 | 793.9 | 842.3 | 941.2 | 1233.7 | 2238.7 | 1251.3 | 930.2 | 807.1 | 738.9 | 730.1 |
| 77.5° | 626.8 | 640.0 | 677.3 | 741.1 | 835.7 | 1077.6 | 866.5 | 736.7 | 650.9 | 587.2 | 574.0 |
| 80° | 466.2 | 479.4 | 541.0 | 571.8 | 600.4 | 747.7 | 640.0 | 576.2 | 514.6 | 439.8 | 426.6 |
| 82.5° | 305.7 | 318.9 | 395.8 | 413.4 | 406.8 | 488.2 | 431.0 | 424.4 | 378.3 | 283.7 | 270.5 |
| 85° | 200.1 | 204.5 | 263.9 | 274.9 | 252.9 | 222.1 | 274.9 | 290.3 | 263.9 | 184.7 | 178.1 |
| 87.5° | 94.6 | 94.6 | 134.1 | 125.4 | 114.4 | 92.4 | 125.4 | 147.3 | 149.5 | 90.2 | 88.0 |
| 90° | 0.0 | 0.0 | 0.0 | 0.0 | 0.0 | 0.0 | 0.0 | 0.0 | 0.0 | 0.0 | 0.0 |

Signify Classified - Internal
Cooper Lighting Solutions Photometric Lab
1121 Highway 74 South
Peachtree City, GA 30269



LM-79-2008: Approved Method: Electrical and Photometric Measurements of Solid-
State Lighting Products

Report Prepared for

Cooper Lighting Solutions

McGRAW-EDISON

Report Number: SP1-1908-441-1-R4

Test Date: 08/20/2019

Luminaire Tested: SA1C-727-U-5WQ

Test Information

Test Method: LM-79-2008
 Report Number: SP1-1908-441-1-R4
 Test Lab: COOPER LIGHTING SOLUTIONS
 Photometer: SP1 - 76IN SPHERE
 Measurement Geometry: 4π
 Issue Date: 10/28/2024
 Manufacturer: COOPER LIGHTING SOLUTIONS
 Product Line: MCGRAW-EDISON
 Catalog Number: **SA1C-727-U-5WQ**
 Description: MCGRAW EDISON ROADWAY AND AREA LUMINAIRE

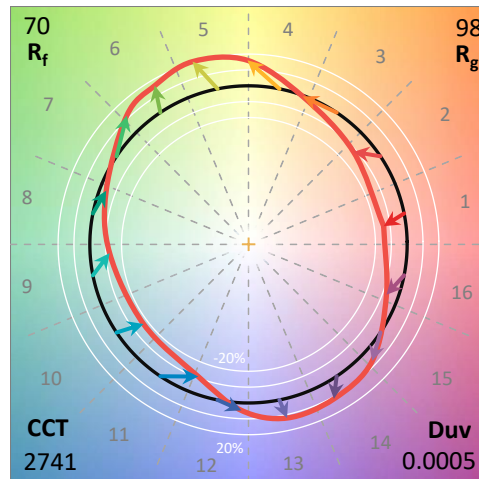
THIS IS A REVISION OF SP1-1908-441-1-R3. TO UPDATE THE CATALOG NUMBER.TESTED IN
 SITU. (1) 70 CRI, 2700K, 1050MA LIGHTSQUARE WITH 16 LEDS AND TYPE V WIDE OPTICS.

Spectral Parameters

CCT (K): 2741
 CIE u': 0.2605
 CIE v': 0.5272
 Duv: 0.0005
 CIE x: 0.4573
 CIE y: 0.4113
 CIE z: 0.1313
 Peak Wavelength (nm): 602
 Dominant Wavelength (nm): 583
 Purity: 61.2

| | | | |
|-----------|------|------|-------|
| CRI (Ra): | 71.5 | | |
| R1: | 69.2 | R9: | -16.1 |
| R2: | 79.4 | R10: | 51.4 |
| R3: | 87.8 | R11: | 63.1 |
| R4: | 69.4 | R12: | 42.0 |
| R5: | 66.4 | R13: | 70.2 |
| R6: | 69.8 | R14: | 92.4 |
| R7: | 79.8 | | |
| R8: | 50.1 | | |

Rf: 69.9
 Rg: 98.3



Test Conditions

Stabilization Time: 56M
 Operation Time: 12H
 Room Temperature (°C) / RH%: 25.3./42%
 Sphere Temperature (°C): 25.7

REPORT NUMBER: SP1-1908-441-1-R4

| Measurement and Test Equipment | | | |
|--------------------------------|-----------------------|------------------|----------------------|
| Instrument | Identification Number | Calibration Date | Calibration Due Date |
| Photometer | IN0058 | 6/28/2019 | 12/28/2019 |
| Power Meter | IN0071 | 12/5/2018 | 12/5/2019 |
| AC Power Source | IN0063 | 12/5/2018 | 12/5/2019 |
| DC Power Source | IN0208 | 12/5/2018 | 12/5/2019 |
| Sphere Thermometer | IN0085 | 12/5/2018 | 12/5/2019 |
| Room Thermometer | IN0046 | 12/5/2018 | 12/5/2019 |

REPORT NUMBER: SP1-1908-441-1-R4

CIE 1931 Chromaticity Diagram



CIE 1931 Chromaticity Diagram with 2017 ANSI 7-Step and 4-Step Quadrangles



Point lies inside the ANSI 2700K 4-step quadrangle

REPORT NUMBER: SP1-1908-441-1-R4

Photopic Flux vs. Wavelength



Photopic Lumens: 6211.7

| λ (nm) | Power ($\mu\text{W}/\text{nm}$) | Lumens (ϕ/nm) | λ (nm) | Power ($\mu\text{W}/\text{nm}$) | Lumens (ϕ/nm) | λ (nm) | Power ($\mu\text{W}/\text{nm}$) | Lumens (ϕ/nm) | λ (nm) | Power ($\mu\text{W}/\text{nm}$) | Lumens (ϕ/nm) | λ (nm) | Power ($\mu\text{W}/\text{nm}$) | Lumens (ϕ/nm) |
|----------------|-----------------------------------|-----------------------------|----------------|-----------------------------------|-----------------------------|----------------|-----------------------------------|-----------------------------|----------------|-----------------------------------|-----------------------------|----------------|-----------------------------------|-----------------------------|
| 360 | 2044 | 0.0 | 490 | 7179 | 1.0 | 620 | 118034 | 30.7 | 750 | 8362 | 0.0 | 880 | 3128 | 0.0 |
| 365 | 2016 | 0.0 | 495 | 10476 | 1.9 | 625 | 111884 | 24.7 | 755 | 7635 | 0.0 | 885 | 3110 | 0.0 |
| 370 | 2020 | 0.0 | 500 | 15549 | 3.4 | 630 | 106119 | 19.2 | 760 | 6582 | 0.0 | 890 | 2632 | 0.0 |
| 375 | 2137 | 0.0 | 505 | 22477 | 6.3 | 635 | 99706 | 15.0 | 765 | 5777 | 0.0 | 895 | 2709 | 0.0 |
| 380 | 2046 | 0.0 | 510 | 30417 | 10.4 | 640 | 92142 | 11.0 | 770 | 5474 | 0.0 | 900 | 2016 | 0.0 |
| 385 | 1925 | 0.0 | 515 | 39274 | 16.3 | 645 | 84987 | 8.2 | 775 | 4977 | 0.0 | 905 | 1748 | 0.0 |
| 390 | 1893 | 0.0 | 520 | 47282 | 22.9 | 650 | 78016 | 5.7 | 780 | 4723 | 0.0 | 910 | 2046 | 0.0 |
| 395 | 1695 | 0.0 | 525 | 55413 | 29.7 | 655 | 71541 | 4.1 | 785 | 4219 | 0.0 | 915 | 1844 | 0.0 |
| 400 | 1633 | 0.0 | 530 | 62377 | 36.7 | 660 | 64863 | 2.7 | 790 | 3969 | 0.0 | 920 | 2734 | 0.0 |
| 405 | 2065 | 0.0 | 535 | 68520 | 42.5 | 665 | 58485 | 1.9 | 795 | 4122 | 0.0 | 925 | 2307 | 0.0 |
| 410 | 3449 | 0.0 | 540 | 73435 | 47.8 | 670 | 51641 | 1.1 | 800 | 2864 | 0.0 | 930 | 2039 | 0.0 |
| 415 | 7117 | 0.0 | 545 | 78677 | 52.4 | 675 | 46030 | 0.8 | 805 | 3151 | 0.0 | 935 | 1784 | 0.0 |
| 420 | 13992 | 0.0 | 550 | 83331 | 56.6 | 680 | 40590 | 0.5 | 810 | 3022 | 0.0 | 940 | 2464 | 0.0 |
| 425 | 25176 | 0.1 | 555 | 89120 | 60.9 | 685 | 35691 | 0.3 | 815 | 3471 | 0.0 | 945 | 2794 | 0.0 |
| 430 | 38151 | 0.3 | 560 | 94613 | 64.3 | 690 | 31631 | 0.2 | 820 | 2749 | 0.0 | 950 | 3090 | 0.0 |
| 435 | 49673 | 0.6 | 565 | 99818 | 66.4 | 695 | 27437 | 0.1 | 825 | 2729 | 0.0 | 955 | 1866 | 0.0 |
| 440 | 57273 | 0.9 | 570 | 106526 | 69.3 | 700 | 24589 | 0.1 | 830 | 2282 | 0.0 | 960 | 3110 | 0.0 |
| 445 | 54802 | 1.1 | 575 | 111610 | 69.4 | 705 | 21832 | 0.0 | 835 | 3140 | 0.0 | 965 | 3880 | 0.0 |
| 450 | 39184 | 1.0 | 580 | 117163 | 69.6 | 710 | 19500 | 0.0 | 840 | 2365 | 0.0 | 970 | 3243 | 0.0 |
| 455 | 22506 | 0.8 | 585 | 122201 | 67.9 | 715 | 17870 | 0.0 | 845 | 3024 | 0.0 | 975 | 2014 | 0.0 |
| 460 | 13692 | 0.6 | 590 | 125662 | 65.0 | 720 | 15924 | 0.0 | 850 | 2510 | 0.0 | 980 | 1688 | 0.0 |
| 465 | 9446 | 0.5 | 595 | 127415 | 60.4 | 725 | 14268 | 0.0 | 855 | 2739 | 0.0 | 985 | 2827 | 0.0 |
| 470 | 6698 | 0.4 | 600 | 129155 | 55.7 | 730 | 12438 | 0.0 | 860 | 3515 | 0.0 | 990 | 4172 | 0.0 |
| 475 | 5328 | 0.4 | 605 | 128057 | 49.6 | 735 | 11255 | 0.0 | 865 | 3600 | 0.0 | 995 | 3177 | 0.0 |
| 480 | 5081 | 0.5 | 610 | 126031 | 43.3 | 740 | 9951 | 0.0 | 870 | 3609 | 0.0 | 1000 | 3241 | 0.0 |
| 485 | 5579 | 0.7 | 615 | 123059 | 37.1 | 745 | 8870 | 0.0 | 875 | 3208 | 0.0 | | | |

REPORT NUMBER: SP1-1908-441-1-R4

Scotopic Flux vs. Wavelength



Scotopic Lumens: 6474.3 S/P: 1.04

| λ (nm) | Power (µW/nm) | Lumens (φ/nm) | λ (nm) | Power (µW/nm) | Lumens (φ/nm) | λ (nm) | Power (µW/nm) | Lumens (φ/nm) | λ (nm) | Power (µW/nm) | Lumens (φ/nm) | λ (nm) | Power (µW/nm) | Lumens (φ/nm) |
|--------|---------------|---------------|--------|---------------|---------------|--------|---------------|---------------|--------|---------------|---------------|--------|---------------|---------------|
| 360 | 2044 | 0.0 | 490 | 7179 | 6.0 | 620 | 118034 | 0.1 | 750 | 8362 | 0.0 | 880 | 3128 | 0.0 |
| 365 | 2016 | 0.0 | 495 | 10476 | 8.6 | 625 | 111884 | 0.1 | 755 | 7635 | 0.0 | 885 | 3110 | 0.0 |
| 370 | 2020 | 0.0 | 500 | 15549 | 12.5 | 630 | 106119 | 0.0 | 760 | 6582 | 0.0 | 890 | 2632 | 0.0 |
| 375 | 2137 | 0.0 | 505 | 22477 | 17.3 | 635 | 99706 | 0.0 | 765 | 5777 | 0.0 | 895 | 2709 | 0.0 |
| 380 | 2046 | 0.0 | 510 | 30417 | 21.8 | 640 | 92142 | 0.0 | 770 | 5474 | 0.0 | 900 | 2016 | 0.0 |
| 385 | 1925 | 0.0 | 515 | 39274 | 25.7 | 645 | 84987 | 0.0 | 775 | 4977 | 0.0 | 905 | 1748 | 0.0 |
| 390 | 1893 | 0.0 | 520 | 47282 | 27.5 | 650 | 78016 | 0.0 | 780 | 4723 | 0.0 | 910 | 2046 | 0.0 |
| 395 | 1695 | 0.0 | 525 | 55413 | 28.1 | 655 | 71541 | 0.0 | 785 | 4219 | 0.0 | 915 | 1844 | 0.0 |
| 400 | 1633 | 0.0 | 530 | 62377 | 27.0 | 660 | 64863 | 0.0 | 790 | 3969 | 0.0 | 920 | 2734 | 0.0 |
| 405 | 2065 | 0.0 | 535 | 68520 | 24.7 | 665 | 58485 | 0.0 | 795 | 4122 | 0.0 | 925 | 2307 | 0.0 |
| 410 | 3449 | 0.1 | 540 | 73435 | 21.5 | 670 | 51641 | 0.0 | 800 | 2864 | 0.0 | 930 | 2039 | 0.0 |
| 415 | 7117 | 0.5 | 545 | 78677 | 18.3 | 675 | 46030 | 0.0 | 805 | 3151 | 0.0 | 935 | 1784 | 0.0 |
| 420 | 13992 | 1.6 | 550 | 83331 | 15.0 | 680 | 40590 | 0.0 | 810 | 3022 | 0.0 | 940 | 2464 | 0.0 |
| 425 | 25176 | 3.9 | 555 | 89120 | 12.0 | 685 | 35691 | 0.0 | 815 | 3471 | 0.0 | 945 | 2794 | 0.0 |
| 430 | 38151 | 8.1 | 560 | 94613 | 9.3 | 690 | 31631 | 0.0 | 820 | 2749 | 0.0 | 950 | 3090 | 0.0 |
| 435 | 49673 | 13.3 | 565 | 99818 | 7.0 | 695 | 27437 | 0.0 | 825 | 2729 | 0.0 | 955 | 1866 | 0.0 |
| 440 | 57273 | 19.1 | 570 | 106526 | 5.2 | 700 | 24589 | 0.0 | 830 | 2282 | 0.0 | 960 | 3110 | 0.0 |
| 445 | 54802 | 21.6 | 575 | 111610 | 3.7 | 705 | 21832 | 0.0 | 835 | 3140 | 0.0 | 965 | 3880 | 0.0 |
| 450 | 39184 | 18.1 | 580 | 117163 | 2.6 | 710 | 19500 | 0.0 | 840 | 2365 | 0.0 | 970 | 3243 | 0.0 |
| 455 | 22506 | 11.8 | 585 | 122201 | 1.8 | 715 | 17870 | 0.0 | 845 | 3024 | 0.0 | 975 | 2014 | 0.0 |
| 460 | 13692 | 8.1 | 590 | 125662 | 1.2 | 720 | 15924 | 0.0 | 850 | 2510 | 0.0 | 980 | 1688 | 0.0 |
| 465 | 9446 | 6.2 | 595 | 127415 | 0.8 | 725 | 14268 | 0.0 | 855 | 2739 | 0.0 | 985 | 2827 | 0.0 |
| 470 | 6698 | 4.8 | 600 | 129155 | 0.5 | 730 | 12438 | 0.0 | 860 | 3515 | 0.0 | 990 | 4172 | 0.0 |
| 475 | 5328 | 4.1 | 605 | 128057 | 0.4 | 735 | 11255 | 0.0 | 865 | 3600 | 0.0 | 995 | 3177 | 0.0 |
| 480 | 5081 | 4.1 | 610 | 126031 | 0.2 | 740 | 9951 | 0.0 | 870 | 3609 | 0.0 | 1000 | 3241 | 0.0 |
| 485 | 5579 | 4.6 | 615 | 123059 | 0.1 | 745 | 8870 | 0.0 | 875 | 3208 | 0.0 | | | |

REPORT NUMBER: SP1-1908-441-1-R4

Melanopic Flux vs. Wavelength



Melanopic Lumens: 2145.7 M/P: 0.35

| λ (nm) | Power ($\mu\text{W}/\text{nm}$) | Lumens (ϕ/nm) | λ (nm) | Power ($\mu\text{W}/\text{nm}$) | Lumens (ϕ/nm) | λ (nm) | Power ($\mu\text{W}/\text{nm}$) | Lumens (ϕ/nm) | λ (nm) | Power ($\mu\text{W}/\text{nm}$) | Lumens (ϕ/nm) | λ (nm) | Power ($\mu\text{W}/\text{nm}$) | Lumens (ϕ/nm) |
|----------------|-----------------------------------|-----------------------------|----------------|-----------------------------------|-----------------------------|----------------|-----------------------------------|-----------------------------|----------------|-----------------------------------|-----------------------------|----------------|-----------------------------------|-----------------------------|
| 360 | 2044 | 0.0 | 490 | 7179 | 11.1 | 620 | 118034 | 1.5 | 750 | 8362 | 0.0 | 880 | 3128 | 0.0 |
| 365 | 2016 | 0.0 | 495 | 10476 | 16.9 | 625 | 111884 | 0.9 | 755 | 7635 | 0.0 | 885 | 3110 | 0.0 |
| 370 | 2020 | 0.0 | 500 | 15549 | 26.0 | 630 | 106119 | 0.6 | 760 | 6582 | 0.0 | 890 | 2632 | 0.0 |
| 375 | 2137 | 0.0 | 505 | 22477 | 38.2 | 635 | 99706 | 0.4 | 765 | 5777 | 0.0 | 895 | 2709 | 0.0 |
| 380 | 2046 | 0.0 | 510 | 30417 | 51.6 | 640 | 92142 | 0.2 | 770 | 5474 | 0.0 | 900 | 2016 | 0.0 |
| 385 | 1925 | 0.0 | 515 | 39274 | 65.1 | 645 | 84987 | 0.1 | 775 | 4977 | 0.0 | 905 | 1748 | 0.0 |
| 390 | 1893 | 0.0 | 520 | 47282 | 75.2 | 650 | 78016 | 0.1 | 780 | 4723 | 0.0 | 910 | 2046 | 0.0 |
| 395 | 1695 | 0.0 | 525 | 55413 | 82.9 | 655 | 71541 | 0.1 | 785 | 4219 | 0.0 | 915 | 1844 | 0.0 |
| 400 | 1633 | 0.0 | 530 | 62377 | 86.0 | 660 | 64863 | 0.0 | 790 | 3969 | 0.0 | 920 | 2734 | 0.0 |
| 405 | 2065 | 0.1 | 535 | 68520 | 85.4 | 665 | 58485 | 0.0 | 795 | 4122 | 0.0 | 925 | 2307 | 0.0 |
| 410 | 3449 | 0.2 | 540 | 73435 | 81.1 | 670 | 51641 | 0.0 | 800 | 2864 | 0.0 | 930 | 2039 | 0.0 |
| 415 | 7117 | 0.7 | 545 | 78677 | 75.4 | 675 | 46030 | 0.0 | 805 | 3151 | 0.0 | 935 | 1784 | 0.0 |
| 420 | 13992 | 2.3 | 550 | 83331 | 68.1 | 680 | 40590 | 0.0 | 810 | 3022 | 0.0 | 940 | 2464 | 0.0 |
| 425 | 25176 | 6.2 | 555 | 89120 | 60.9 | 685 | 35691 | 0.0 | 815 | 3471 | 0.0 | 945 | 2794 | 0.0 |
| 430 | 38151 | 13.0 | 560 | 94613 | 52.9 | 690 | 31631 | 0.0 | 820 | 2749 | 0.0 | 950 | 3090 | 0.0 |
| 435 | 49673 | 22.2 | 565 | 99818 | 44.8 | 695 | 27437 | 0.0 | 825 | 2729 | 0.0 | 955 | 1866 | 0.0 |
| 440 | 57273 | 32.0 | 570 | 106526 | 37.6 | 700 | 24589 | 0.0 | 830 | 2282 | 0.0 | 960 | 3110 | 0.0 |
| 445 | 54802 | 36.7 | 575 | 111610 | 30.4 | 705 | 21832 | 0.0 | 835 | 3140 | 0.0 | 965 | 3880 | 0.0 |
| 450 | 39184 | 30.4 | 580 | 117163 | 24.1 | 710 | 19500 | 0.0 | 840 | 2365 | 0.0 | 970 | 3243 | 0.0 |
| 455 | 22506 | 19.7 | 585 | 122201 | 18.7 | 715 | 17870 | 0.0 | 845 | 3024 | 0.0 | 975 | 2014 | 0.0 |
| 460 | 13692 | 13.2 | 590 | 125662 | 14.0 | 720 | 15924 | 0.0 | 850 | 2510 | 0.0 | 980 | 1688 | 0.0 |
| 465 | 9446 | 10.0 | 595 | 127415 | 10.2 | 725 | 14268 | 0.0 | 855 | 2739 | 0.0 | 985 | 2827 | 0.0 |
| 470 | 6698 | 7.7 | 600 | 129155 | 7.3 | 730 | 12438 | 0.0 | 860 | 3515 | 0.0 | 990 | 4172 | 0.0 |
| 475 | 5328 | 6.7 | 605 | 128057 | 5.0 | 735 | 11255 | 0.0 | 865 | 3600 | 0.0 | 995 | 3177 | 0.0 |
| 480 | 5081 | 6.9 | 610 | 126031 | 3.4 | 740 | 9951 | 0.0 | 870 | 3609 | 0.0 | 1000 | 3241 | 0.0 |
| 485 | 5579 | 8.1 | 615 | 123059 | 2.3 | 745 | 8870 | 0.0 | 875 | 3208 | 0.0 | | | |

REPORT NUMBER: SP1-1908-441-1-R4

TM-30-18

Individual Sample Fidelity Index ($R_{f,i}$)

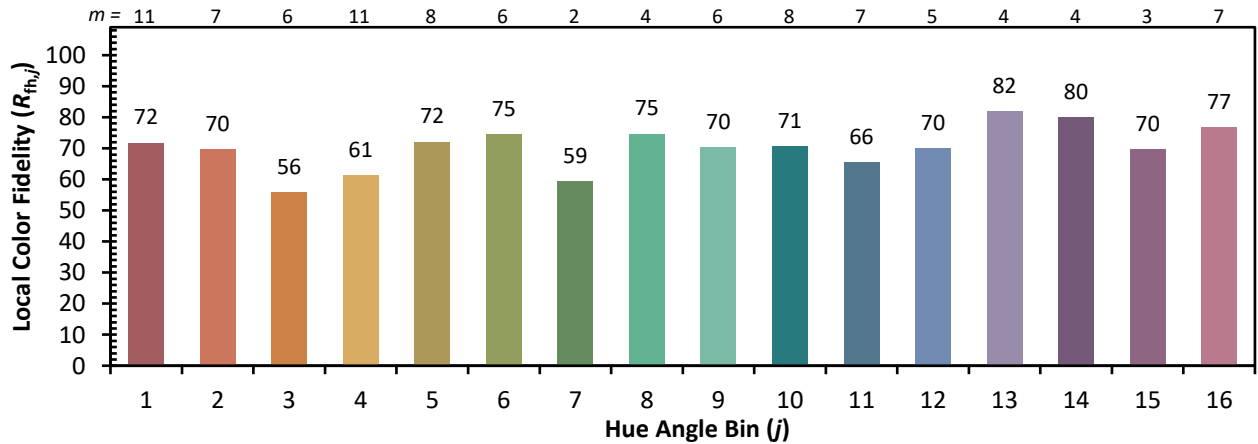
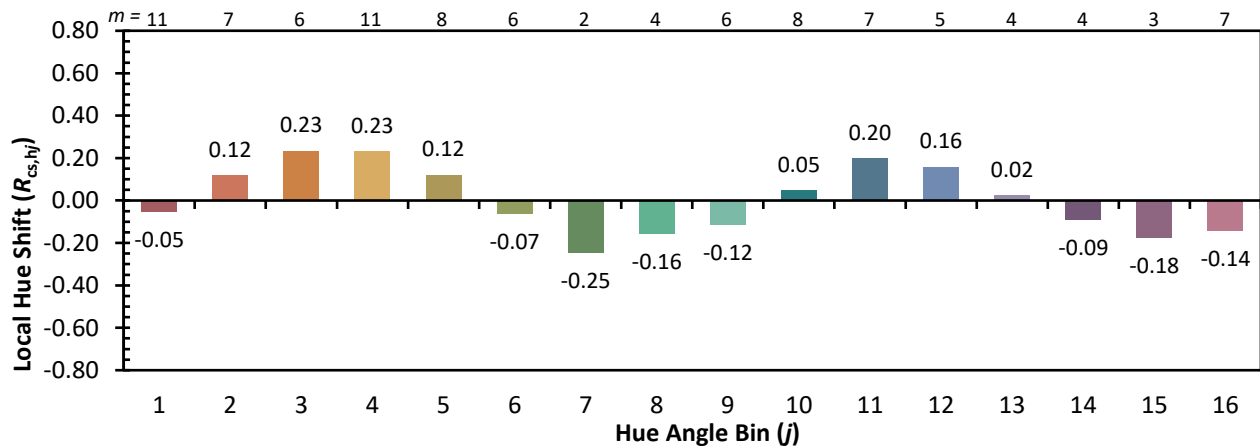
| | | | |
|------------|------------|------------|------------|
| CES01 = 86 | CES26 = 54 | CES51 = 77 | CES76 = 48 |
| CES02 = 63 | CES27 = 74 | CES52 = 80 | CES77 = 75 |
| CES03 = 31 | CES28 = 80 | CES53 = 66 | CES78 = 56 |
| CES04 = 71 | CES29 = 44 | CES54 = 77 | CES79 = 81 |
| CES05 = 50 | CES30 = 46 | CES55 = 74 | CES80 = 80 |
| CES06 = 52 | CES31 = 50 | CES56 = 63 | CES81 = 73 |
| CES07 = 42 | CES32 = 49 | CES57 = 60 | CES82 = 91 |
| CES08 = 41 | CES33 = 53 | CES58 = 63 | CES83 = 84 |
| CES09 = 29 | CES34 = 66 | CES59 = 85 | CES84 = 90 |
| CES10 = 77 | CES35 = 82 | CES60 = 89 | CES85 = 87 |
| CES11 = 60 | CES36 = 78 | CES61 = 85 | CES86 = 65 |
| CES12 = 66 | CES37 = 75 | CES62 = 69 | CES87 = 78 |
| CES13 = 43 | CES38 = 53 | CES63 = 68 | CES88 = 73 |
| CES14 = 74 | CES39 = 91 | CES64 = 68 | CES89 = 68 |
| CES15 = 71 | CES40 = 85 | CES65 = 65 | CES90 = 68 |
| CES16 = 48 | CES41 = 76 | CES66 = 62 | CES91 = 91 |
| CES17 = 50 | CES42 = 76 | CES67 = 60 | CES92 = 71 |
| CES18 = 57 | CES43 = 65 | CES68 = 68 | CES93 = 82 |
| CES19 = 73 | CES44 = 98 | CES69 = 77 | CES94 = 57 |
| CES20 = 67 | CES45 = 75 | CES70 = 60 | CES95 = 78 |
| CES21 = 88 | CES46 = 70 | CES71 = 57 | CES96 = 80 |
| CES22 = 80 | CES47 = 63 | CES72 = 86 | CES97 = 79 |
| CES23 = 92 | CES48 = 51 | CES73 = 52 | CES98 = 71 |
| CES24 = 91 | CES49 = 68 | CES74 = 90 | CES99 = 64 |
| CES25 = 73 | CES50 = 77 | CES75 = 58 | |



REPORT NUMBER: SP1-1908-441-1-R4

TM-30-18

Color Rendition by Hue-Angle Bin



REPORT NUMBER: SP1-1908-441-1-R4

TM-30-18

Measure Comparisons



(END OF REPORT)